






Spring 2024– Year 3/4

Below is a list of activities that will help you consolidate the learning you have been doing at school. You can choose as many or as few of these to do as you like. You can bring in anything you have made or done to show the class on the last week of Spring Term, so have your homework tasks complete by 25th March 2024.

English	Maths	Science	History	Art																									
<p>Write a book review for 'Beowulf' or another book that you have finished. Answer the following questions:</p> <ol style="list-style-type: none"> 1. Is the book fiction or non-fiction? 2. What is the book about? 3. Who are the main characters? 4. Where is the story set? 5. What did you like about this book? 6. Who would you recommend the book to? Why? <p>Finish your review by drawing your favourite part of the story.</p> 	<table border="1" style="margin: 0 auto; border-collapse: collapse;"> <tr> <td style="padding: 5px;">36</td> <td style="padding: 5px;">30</td> <td style="padding: 5px;">20</td> <td style="padding: 5px;">16</td> <td style="padding: 5px;">9</td> </tr> <tr> <td style="padding: 5px;">6</td> <td style="padding: 5px;">4</td> <td style="padding: 5px;">1</td> <td style="padding: 5px;">10</td> <td style="padding: 5px;">8</td> </tr> <tr> <td style="padding: 5px;">3</td> <td style="padding: 5px;">5</td> <td style="padding: 5px;">24</td> <td style="padding: 5px;">25</td> <td style="padding: 5px;">12</td> </tr> <tr> <td style="padding: 5px;">2</td> <td style="padding: 5px;">6</td> <td style="padding: 5px;">18</td> <td style="padding: 5px;">15</td> <td style="padding: 5px;">10</td> </tr> <tr> <td style="padding: 5px;">36</td> <td style="padding: 5px;">24</td> <td style="padding: 5px;">9</td> <td style="padding: 5px;">12</td> <td style="padding: 5px;">25</td> </tr> </table> <p>4-in-a-row multiplication! Roll two dice. Multiply the numbers together and place a counter on that number. Take it in turns until a player gets 4-in-a-row or the board fills up.</p> <p>Can you make your own multiplication/times tables game for 2 players?</p>	36	30	20	16	9	6	4	1	10	8	3	5	24	25	12	2	6	18	15	10	36	24	9	12	25	<p>Who was Mary Anning?</p> <p>Research and create a fact file about Mary Anning and her amazing discoveries.</p> 	<p>Research the range of jobs that were available during the Anglo-Saxon period.</p> <p>What were the differences in jobs between the rich and poor at the time?</p> <p>How do these jobs compare to modern-day jobs?</p>  <p>https://www.bbc.co.uk/teach/class-clips-video/KS2-history-anglo-saxon-village-life-and-work/zx9jqfr#:~:text=There%20were%20many%20jobs%20to,do%20to%20help%20their%20families.</p>	<p>Make a piece of jewellery at home using recycled materials.</p> <p>Have a look at the picture of Anglo-Saxon jewellery below. How does your piece of jewellery compare? What is the same and what is different?</p> 
36	30	20	16	9																									
6	4	1	10	8																									
3	5	24	25	12																									
2	6	18	15	10																									
36	24	9	12	25																									
Computing	French	Geography	DT	PE																									
<p>Choose a topic that you are interested in to research. If you are stuck, you could research the Anglo-Saxons!</p> <p>Have a go at making a PowerPoint presentation to share what you have learnt. If you can, add a voiceover to your presentation.</p> 	<p>Create a French vocabulary word mat for our topic: 'Numbers'. Here are some of the words that we will be learning this term:</p> <p>https://www.fulbournprimaryschool.co.uk/page/?title=Home+Learning&pid=55</p>	<p>A settlement is a place where people live. Design and make your own settlement (e.g. using lego or junk modelling – you could even use Minecraft!).</p> <p>If people were going to live there, what would it need to have? What would make them choose your settlement over another one?</p> 	<p>Sugar cane hadn't yet been discovered by the Anglo-Saxons and so their recipes had to contain alternative sweeteners. These included honey and dried fruits. Can you bake something that has an alternative or natural sweetener?</p> <p>The website below contains some ideas: https://www.mysugarfreekitchen.com/category/sugar-free-baking/</p>  	<p>Create your own warm-up game that involves the whole class.</p> <p>Write instructions and bring them to a PE lesson to share with your teacher before you teach the class.</p> <p>You might find some ideas here: https://www.thepeshed.com/warm-up-games</p> 																									

